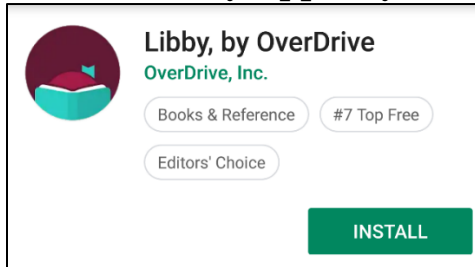


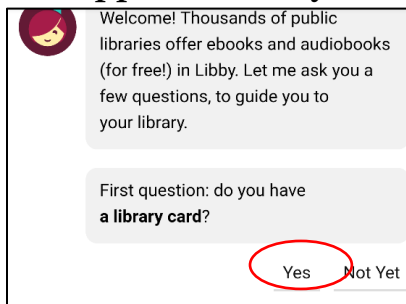
Libby App for Overdrive Timmerman Library



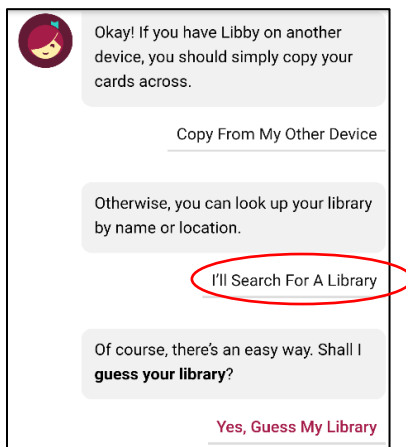
1. Find the Libby App on your App Store or Google Play. Install. Open the app.



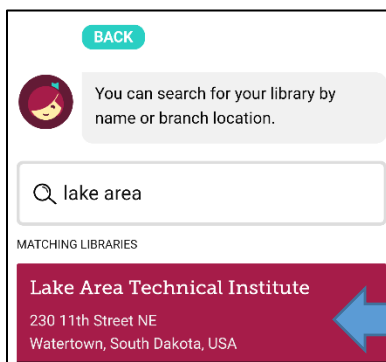
2. The app will ask if you have a library card. Choose **Yes**.



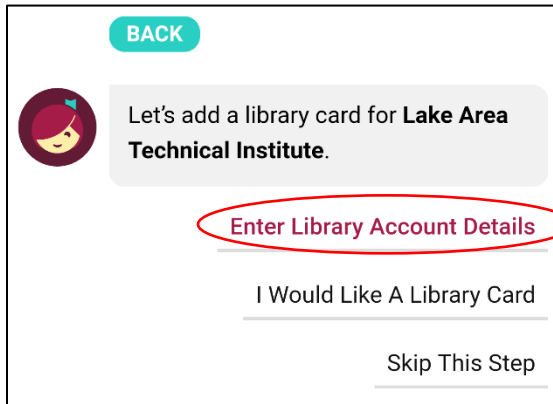
3. Choose **I'll Search For A Library**



4. Start typing *Lake Area Technical Institute*. Click the Lake Area Technical Institute box.

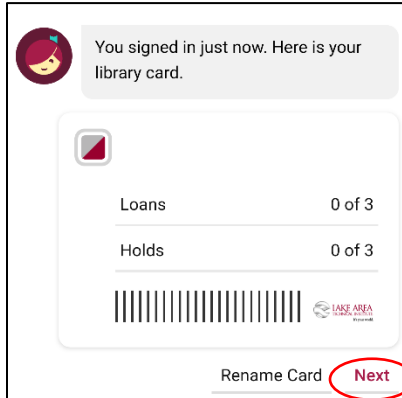


5. Choose: **Enter Library Account Details**

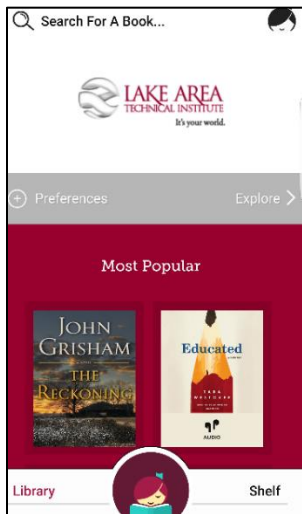


6. Enter the Username and Password you use to access your LATI email and MyPortal. Click **Sign in**.

7. Click Next.



8. You're in! Choose a book, borrow it, and enjoy!

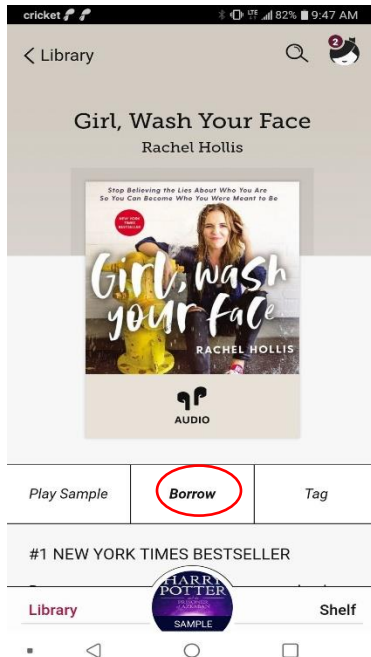


Any questions? Please contact Nicki in the library:
frankenn@lakeareatech.edu /605-882-5284, ext. 234

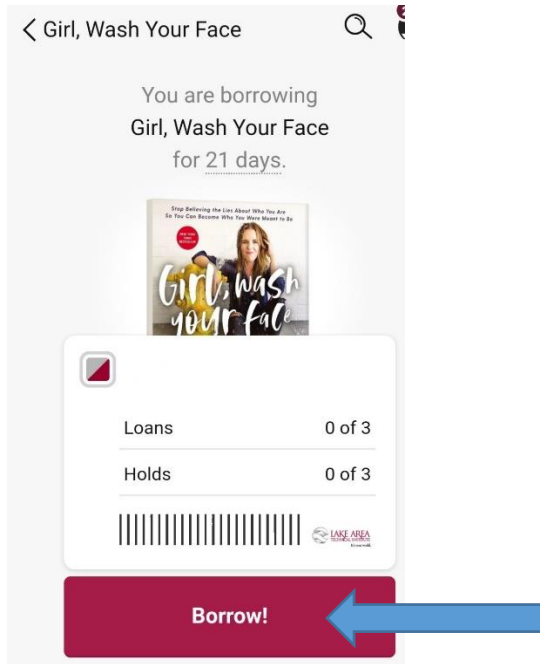
How to borrow a book from Overdrive

Timmerman Library

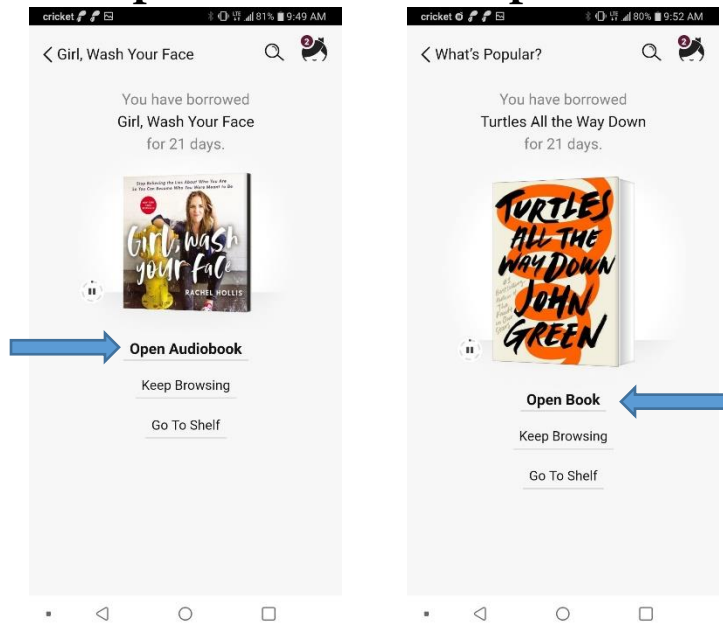
1. Click on the book title you want.
2. Click **Borrow**.



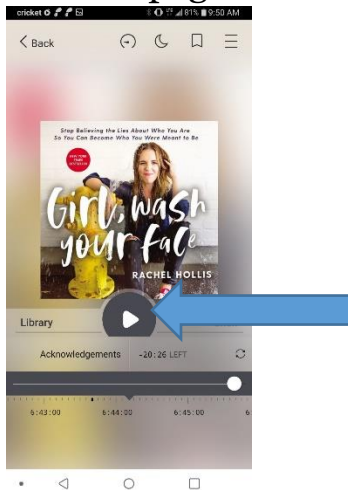
3. Click the red Borrow box.



4. Click **Open Audiobook** or **Open Book**.



5. Push the play button for an audiobook, or move your finger across the screen to turn the pages of the ebook.



Returning a book

The book will automatically return at the end of the checkout period. However, you can return it early by clicking on the title in your Shelf and choosing Return.

Any questions? Please contact Nicki in the library:
frankenn@lakeareatech.edu /605-882-5284, ext. 234