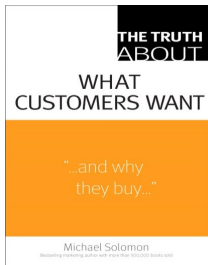






# Library and Educational Services News

## New Books!



Free Tutoring  
for all subjects  
available through the  
Educational Services  
Center

## Library Services

- \* Research help
- \* Interlibrary loan
- \* E-books
- \* Online databases
- \* Open computers
- \* Printers, copier, and scanner
- \* Quiet study space

Hours: Mon.-Thurs. 7:30-9, Fri. 7:30-4

## Study tips from Ed. Services!



Give the SQ3R study system a try when reading difficult textbook materials!

The five steps in the process are: **SURVEY, QUESTION, READ, RECITE AND REVIEW.**


**SURVEY:** Page through the chapter, skimming the introduction, glossary and summary or outline.

**QUESTION:** Look for questions at the end of the chapter and/or study questions supplied by the instructor.

**READ:** Search for the main ideas of the chapter. Use a pen or highlighter and make notes in the margin to emphasize major points.

**RECITE:** Take a moment to recall major points using margin notes and highlights as prompts.

Research indicates  
a **70% increase** in  
retention after two  
months of using  
this system!!



**REVIEW:** Scan the reading assignment paying close attention to margin notes, underlining or highlights. Plan to review the textbook and any class notes daily.